

Please write clearly in block capitals.

Centre number

--	--	--	--	--

Candidate number

--	--	--	--

Surname

Forename(s)

Candidate signature

A-level PHYSICS

Paper 3

Section B Turning points in physics

Thursday 14 June 2018

Morning

Time allowed: The total time for both sections of this paper is 2 hours. You are advised to spend approximately 50 minutes on this section.

Materials

For this paper you must have:

- a pencil and a ruler
- a scientific calculator
- a Data and Formulae Booklet.

Instructions

- Use black ink or black ball-point pen.
- Fill in the boxes at the top of this page.
- Answer **all** questions.
- You must answer the questions in the spaces provided. Do not write outside the box around each page or on blank pages.
- Do all rough work in this book. Cross through any work you do not want to be marked.
- Show all your working.

Information

- The marks for questions are shown in brackets.
- The maximum mark for this paper is 35.
- You are expected to use a scientific calculator where appropriate.
- A Data and Formulae Booklet is provided as a loose insert.

For Examiner's Use	
Question	Mark
1	
2	
3	
4	
TOTAL	



J U N 1 8 7 4 0 8 3 B D 0 1

Section B

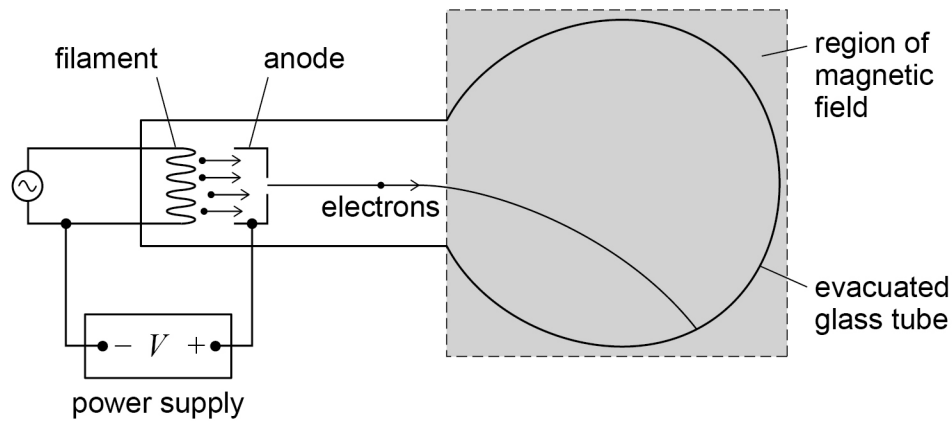
Answer **all** questions in this section.

Do not write
outside the
box

0 1

Figure 1 shows apparatus which can be used to determine the specific charge of an electron.

Figure 1



Electrons are emitted from the filament and accelerated by a potential difference between the filament and anode to produce a beam. The beam is deflected into a circular path by applying a magnetic field perpendicular to the plane of the diagram.

0 1 . 1

Describe the process that releases the electrons emitted at the filament.

[3 marks]



0 1 . 2

Table 1 shows the data collected when determining the specific charge of the electron by the method shown in **Figure 1**.

Table 1

potential difference V that accelerates the electrons	320 V
radius r of circular path of the electrons in the magnetic field	4.0 cm
flux density B of the applied magnetic field	1.5 mT

Show that the specific charge of the electron is given by the expression $\frac{2V}{B^2 r^2}$

[2 marks]

0 1 . 3

Using data from **Table 1**, calculate a value for the specific charge of the electron. Give your answer to an appropriate number of significant figures.

[2 marks]

specific charge of the electron = _____ C kg⁻¹

Question 1 continues on the next page

Turn over ►



0 1 . 4

At the time when Thomson measured the specific charge of the particles in cathode rays, the largest specific charge known was that of the hydrogen ion.

State how Thomson's result for the specific charge of each particle within a cathode ray compared with that for the hydrogen ion and explain what he concluded about the nature of the particles.

[2 marks]



Turn over for the next question

*Do not write
outside the
box*

**DO NOT WRITE ON THIS PAGE
ANSWER IN THE SPACES PROVIDED**

Find Personal Tutor from www.wisesprout.co.uk

找名校导师，用小草线上辅导（微信小程序同名）

Turn over ►



0 5

0 2

Figure 2 shows a modern version of the apparatus used by Hertz to investigate the properties of electromagnetic waves. Electromagnetic waves are continuously emitted from a dipole transmitter. The electromagnetic waves are detected by a dipole receiver.

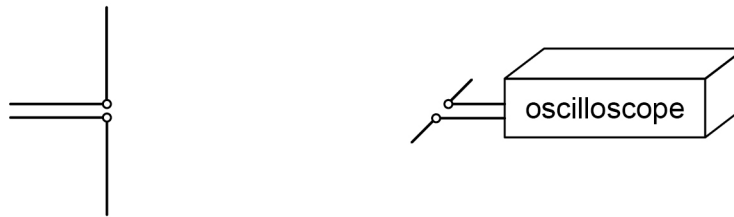
An oscilloscope is used to display the amplitude of the detected signal at the dipole receiver.

Figure 2



Figure 3 shows the same apparatus when the dipole receiver has been rotated through an angle of 90°

Figure 3



Do not write
outside the
box

Find Personal Tutor from www.wisesprout.co.uk

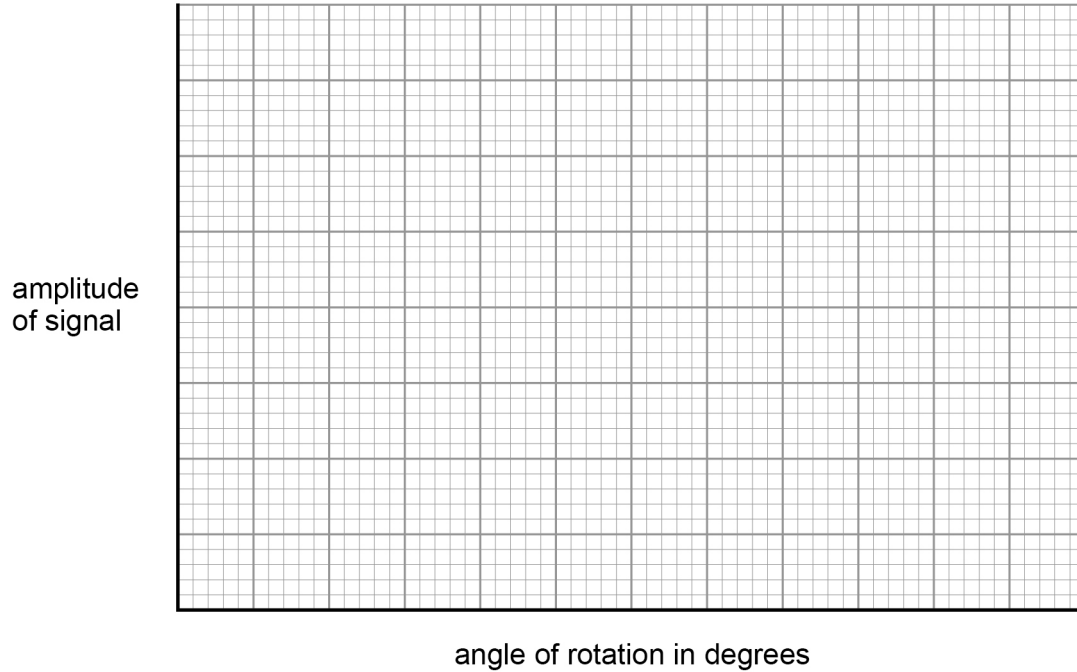
找名校导师，用小草线上辅导（微信小程序同名）



0 2 . 1

Sketch a graph on **Figure 4** to show how the amplitude detected by the dipole receiver varies with angle of rotation as the receiver is turned through 360° . Start your graph from the position shown in **Figure 2**.

[3 marks]

Figure 4

0 2 . 2

Maxwell derived the equation $c = \frac{1}{\sqrt{\mu_0 \epsilon_0}}$ for the speed c of electromagnetic waves,

where μ_0 is the permeability of free space and ϵ_0 is the permittivity of free space.

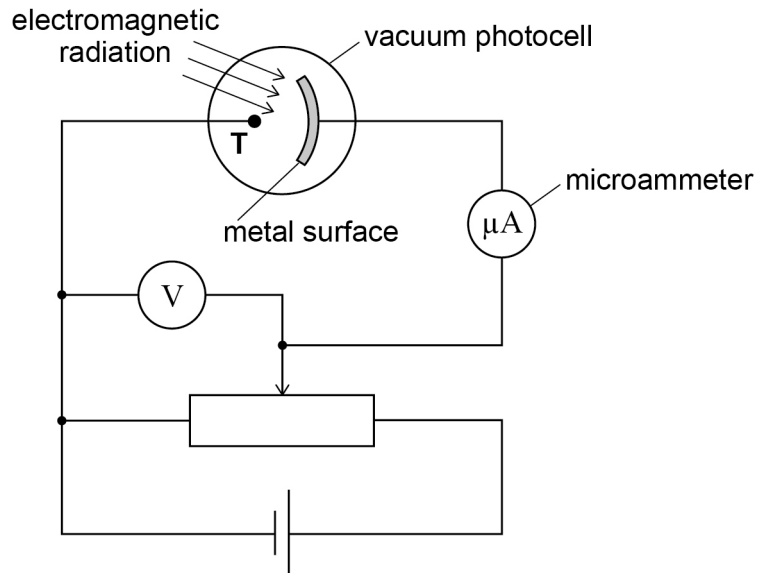
Explain, using a suitable calculation, why this equation led to the conclusion that light is an electromagnetic wave.

[2 marks]



0 3

Figure 5 shows a vacuum photocell in which a metal surface is illuminated by electromagnetic radiation of a single wavelength. Electrons emitted from the metal surface are collected by terminal **T** in the photocell. This results in a photocurrent, I , which is measured by the microammeter.

Figure 5

The potential divider is adjusted until the photocurrent is zero.

The potential difference shown on the voltmeter is 0.50 V

The work function of the metal surface is 6.2 eV

0 3 . 1

Calculate the wavelength, in nm, of the electromagnetic radiation incident on the metal surface.

[3 marks]

wavelength = _____ nm



0 3 . 2

The intensity of the electromagnetic radiation is increased. No adjustment is made to the potential divider.

The classical wave model and the photon model make different predictions about the effect on the photocurrent.

Explain the effect on the photocurrent that each model predicts and how experimental observations confirm the photon model.

[3 marks]

0 3 . 3

The potential divider in **Figure 5** is returned to its original position so that a photocurrent is detected by the microammeter.

The potential divider is then adjusted to increase the potential difference shown on the voltmeter.

Explain why the photocurrent decreases when this adjustment to the potential divider is made.

[2 marks]

Question 3 continues on the next page

Turn over ►



0 3 . 4

The apparatus shown in **Figure 5** is used to investigate three different metal surfaces **A**, **B** and **C**.

Table 2 shows, for each of the three surfaces, a voltmeter reading V and the corresponding photocurrent I . The same source of electromagnetic radiation is used throughout the investigation.

Table 2

	V/V	$I/\mu A$
Metal surface A	1.5	56
Metal surface B	2.5	56
Metal surface C	2.5	78

Which conclusion about the relationship between the work functions of **A**, **B** and **C** is correct?

Tick (✓) the correct box.

[1 mark]

A > B > C

☐

A < B < C

☐

B > A > C

☐

B < A < C

☐


Turn over for the next question

*Do not write
outside the
box*

**DO NOT WRITE ON THIS PAGE
ANSWER IN THE SPACES PROVIDED**

Find Personal Tutor from www.wisesprout.co.uk

找名校导师，用小草线上辅导（微信小程序同名）

Turn over ►

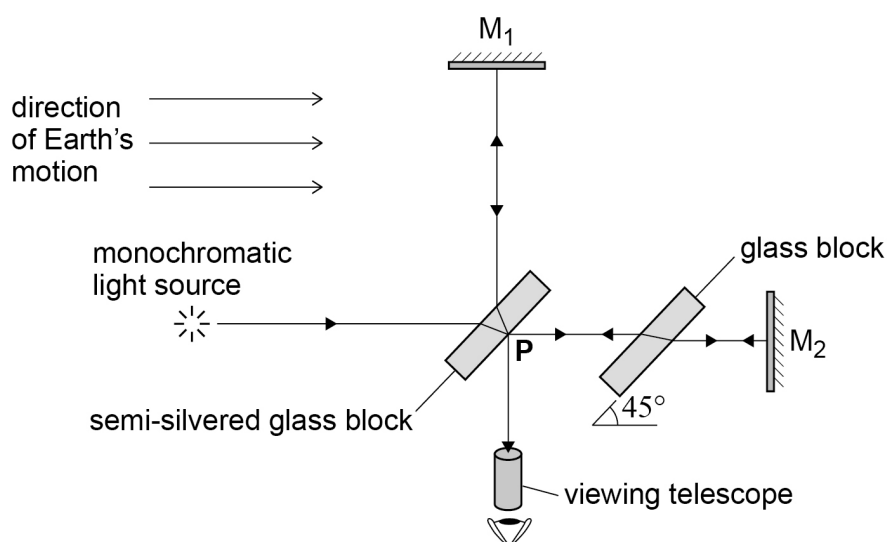


0 4

Figure 6 shows a diagram of the Michelson-Morley interferometer that was used to try to detect the absolute motion of the Earth through the ether (æther).

Light from the monochromatic source passes through the semi-silvered glass block and takes two different paths to the viewing telescope. The two paths, PM_1 and PM_2 , are the same length. Interference fringes are observed through the viewing telescope.

Figure 6



It was predicted that when the interferometer was rotated through 90° the fringe pattern would shift by 0.4 of the fringe spacing.

Do not write
outside the
box

Find Personal Tutor from www.wisesprout.co.uk

找名校导师，用小草线上辅导（微信小程序同名）



Explain how the experiment provided a means of testing the idea that the Earth had an absolute motion relative to the ether.

- an explanation of why a shift of the fringe pattern was predicted
- a comparison of the results of the experiment to the prediction
- the conclusion about the Earth's absolute motion through the ether.

[6 marks]

[illegible]

Extra space is available on the next page

Turn over ►



This image shows a single sheet of white paper with horizontal blue ruling lines. The lines are evenly spaced and run across the width of the page. There are no margins, text, or other markings on the paper.

0	4	.	2
---	---	---	---

The Michelson-Morley experiment provides evidence for one of the postulates of Einstein's theory of special relativity.

State this postulate.

[1 mark]

0	4	.	3
---	---	---	---

State the other postulate of Einstein's theory of special relativity.

[1 mark]

Question 4 continues on the next page

Turn over ►



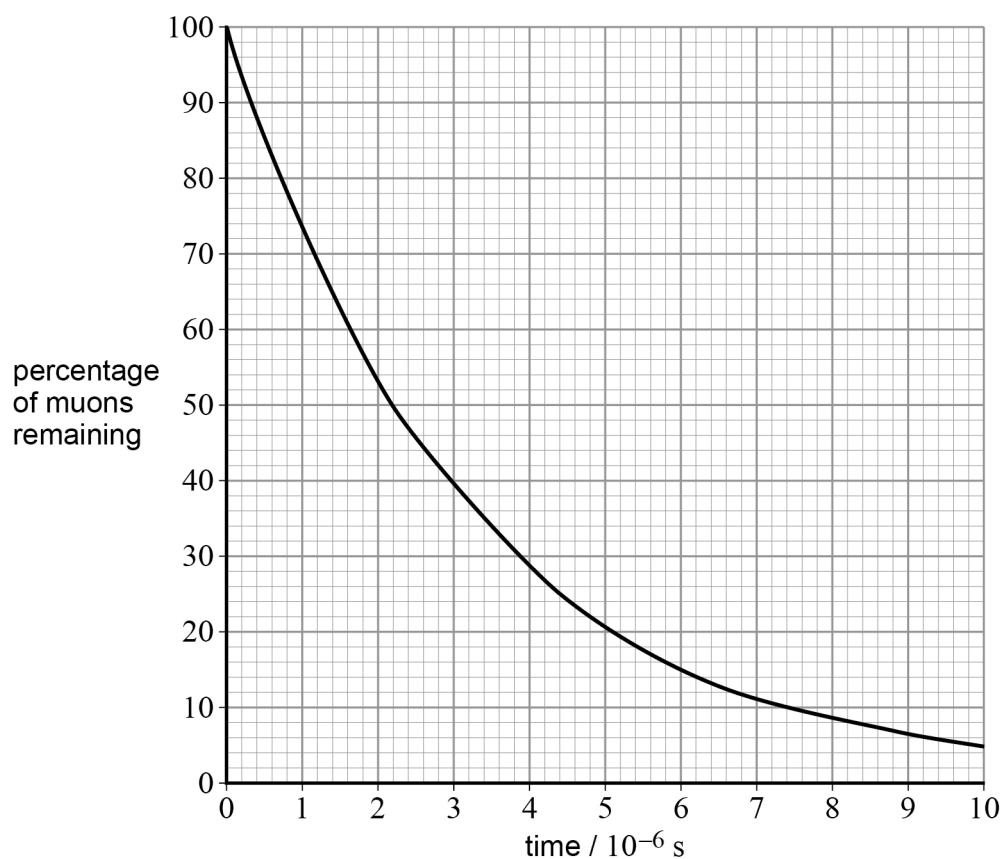
0 4 . 4

One consequence of the special theory of relativity is length contraction.

Experimental evidence for length contraction is provided by the decay of muons produced in the atmosphere by cosmic rays.

Figure 7 shows how the percentage of the number of muons remaining in a sample changes with time as measured by an observer in a frame of reference that is stationary relative to the muons.

Figure 7



In a particular experiment, muons moving with a velocity $0.990c$ travel a distance of 1310 m through the atmosphere to a detector.

Determine the percentage of muons that reach the detector.

[4 marks]

percentage = _____ %

END OF QUESTIONS

Do not write
outside the
box

Find Personal Tutor from www.wisesprout.co.uk

找名校导师，用小程序线上辅导（微信小程序同名）

12



There are no questions printed on this page

*Do not write
outside the
box*

**DO NOT WRITE ON THIS PAGE
ANSWER IN THE SPACES PROVIDED**

Find Personal Tutor from www.wisesprout.co.uk

找名校导师，用小草线上辅导（微信小程序同名）



There are no questions printed on this page

*Do not write
outside the
box*

**DO NOT WRITE ON THIS PAGE
ANSWER IN THE SPACES PROVIDED**

Find Personal Tutor from www.wisesprout.co.uk

找名校导师，用小草线上辅导（微信小程序同名）



There are no questions printed on this page

*Do not write
outside the
box*

**DO NOT WRITE ON THIS PAGE
ANSWER IN THE SPACES PROVIDED**

Find Personal Tutor from www.wisesprout.co.uk

找名校导师，用小草线上辅导（微信小程序同名）

Copyright information

For confidentiality purposes, from the November 2015 examination series, acknowledgements of third party copyright material will be published in a separate booklet rather than including them on the examination paper or support materials. This booklet is published after each examination series and is available for free download from www.aqa.org.uk after the live examination series.

Permission to reproduce all copyright material has been applied for. In some cases, efforts to contact copyright-holders may have been unsuccessful and AQA will be happy to rectify any omissions of acknowledgements. If you have any queries please contact the Copyright Team, AQA, Stag Hill House, Guildford, GU2 7XJ.

Copyright © 2018 AQA and its licensors. All rights reserved.

