

Please check the examination details below before entering your candidate information

Candidate surname					Other names				
Pearson Edexcel		Centre Number				Candidate Number			
		<input type="text"/>	<input type="text"/>	<input type="text"/>	<input type="text"/>	<input type="text"/>	<input type="text"/>	<input type="text"/>	<input type="text"/>
Tuesday 4 June 2019									
Morning (Time: 1 hour)					Paper Reference 9EN0/02				
English Language					NB: from 2020 the assessment time has increased to 1 hour 15 minutes				
Advanced									
Paper 2: Child Language									
You must have: Source Booklet (enclosed)								Total Marks	

Instructions

- Use **black** ink or ball-point pen.
- **Fill in the boxes** at the top of this page with your name, centre number and candidate number.
- Answer the question in the space provided
– *there may be more space than you need.*

Information

- The total mark for this paper is 45.
- There is only one question.
- The mark for the question is shown in brackets
– *use this as a guide as to how much time to spend on the question.*

Advice

- Read the question carefully before you start to answer it.
- Check your answer if you have time at the end.

Turn over ►

P56427A

©2019 Pearson Education Ltd.

1/1/1/1/1/1/1




Pearson

Read Texts A–F in the Source Booklet before answering Question 1 in the space provided.

- 1** Analyse and explain how the children’s development of language and literacy allows them to follow their teacher’s instructions and produce written texts suitable for school-based activities.

In your response you should consider any relevant language frameworks, levels and theories as appropriate.

(45)

Area with horizontal dotted lines for writing the answer to Question 1.

DO NOT WRITE IN THIS AREA

DO NOT WRITE IN THIS AREA

DO NOT WRITE IN THIS AREA

DO NOT WRITE IN THIS AREA

DO NOT WRITE IN THIS AREA

DO NOT WRITE IN THIS AREA



DO NOT WRITE IN THIS AREA

DO NOT WRITE IN THIS AREA

DO NOT WRITE IN THIS AREA

DO NOT WRITE IN THIS AREA

DO NOT WRITE IN THIS AREA

DO NOT WRITE IN THIS AREA

Large writing area with horizontal dotted lines.



Handwriting practice area with multiple sets of horizontal dotted lines for writing.

DO NOT WRITE IN THIS AREA

DO NOT WRITE IN THIS AREA

DO NOT WRITE IN THIS AREA

DO NOT WRITE IN THIS AREA

DO NOT WRITE IN THIS AREA

DO NOT WRITE IN THIS AREA



DO NOT WRITE IN THIS AREA

DO NOT WRITE IN THIS AREA

Handwriting practice area with 20 horizontal dotted lines.



Handwriting practice area with multiple sets of horizontal dotted lines for writing.

DO NOT WRITE IN THIS AREA

DO NOT WRITE IN THIS AREA

DO NOT WRITE IN THIS AREA

DO NOT WRITE IN THIS AREA

DO NOT WRITE IN THIS AREA

DO NOT WRITE IN THIS AREA



DO NOT WRITE IN THIS AREA

DO NOT WRITE IN THIS AREA

DO NOT WRITE IN THIS AREA

DO NOT WRITE IN THIS AREA

DO NOT WRITE IN THIS AREA

DO NOT WRITE IN THIS AREA

Large writing area with horizontal dotted lines.



Handwriting practice area with multiple sets of horizontal dotted lines for writing.

DO NOT WRITE IN THIS AREA

DO NOT WRITE IN THIS AREA

DO NOT WRITE IN THIS AREA

DO NOT WRITE IN THIS AREA

DO NOT WRITE IN THIS AREA

DO NOT WRITE IN THIS AREA



DO NOT WRITE IN THIS AREA

DO NOT WRITE IN THIS AREA

DO NOT WRITE IN THIS AREA

DO NOT WRITE IN THIS AREA

DO NOT WRITE IN THIS AREA

DO NOT WRITE IN THIS AREA

Main writing area with horizontal lines.



Handwriting practice area with multiple sets of horizontal dotted lines for writing.

DO NOT WRITE IN THIS AREA

DO NOT WRITE IN THIS AREA

DO NOT WRITE IN THIS AREA

DO NOT WRITE IN THIS AREA

DO NOT WRITE IN THIS AREA

DO NOT WRITE IN THIS AREA



DO NOT WRITE IN THIS AREA

DO NOT WRITE IN THIS AREA

DO NOT WRITE IN THIS AREA

DO NOT WRITE IN THIS AREA

DO NOT WRITE IN THIS AREA

DO NOT WRITE IN THIS AREA

Large area with horizontal dotted lines for writing.

TOTAL FOR PAPER = 45 MARKS



DO NOT WRITE IN THIS AREA

DO NOT WRITE IN THIS AREA

DO NOT WRITE IN THIS AREA

BLANK PAGE



Pearson Edexcel Level 3 GCE

Tuesday 4 June 2019

Morning (Time: 1 hour)

Paper Reference **9EN0/02**

English Language

Advanced

Paper 2: Child Language

Source Booklet

Do not return this Source Booklet with the question paper.

Turn over ►

P56427A

©2019 Pearson Education Ltd.

1/1/1/1/1/1




Pearson

English Phonemic Reference Sheet

Vowels					
kit	dress	trap	lot	strut	foot
ɪ	e	æ	ɒ	ʌ	ʊ
letter	fleece	cart	thought	goose	nurse
ə	i:	a:	ɔ:	u:	ɜ:

Diacritics: /:/ = length mark. These vowels may be shorter in some accents and will be transcribed without the length mark /:/ in this case.

Diphthongs							
face	goat	price	mouth	choice	near	square	cure
eɪ	əʊ	aɪ	aʊ	ɔɪ	ɪə	eə	ʊə

Consonants					
pip	bid	tack	door	cake	good
p	b	t	d	k	g
chain	jam	fly	vase	thing	this
tʃ	dʒ	f	v	θ	ð
say	zoo	shoe	treasure	house	mark
s	z	ʃ	ʒ	h	m
not	sing	lot	rose	yet	witch
n	ŋ	l	r	j	w
Glottal stop		Syllabic /l/ bottle		Syllabic /n/ fatten	
ʔ		ɫ		ŋ̩	

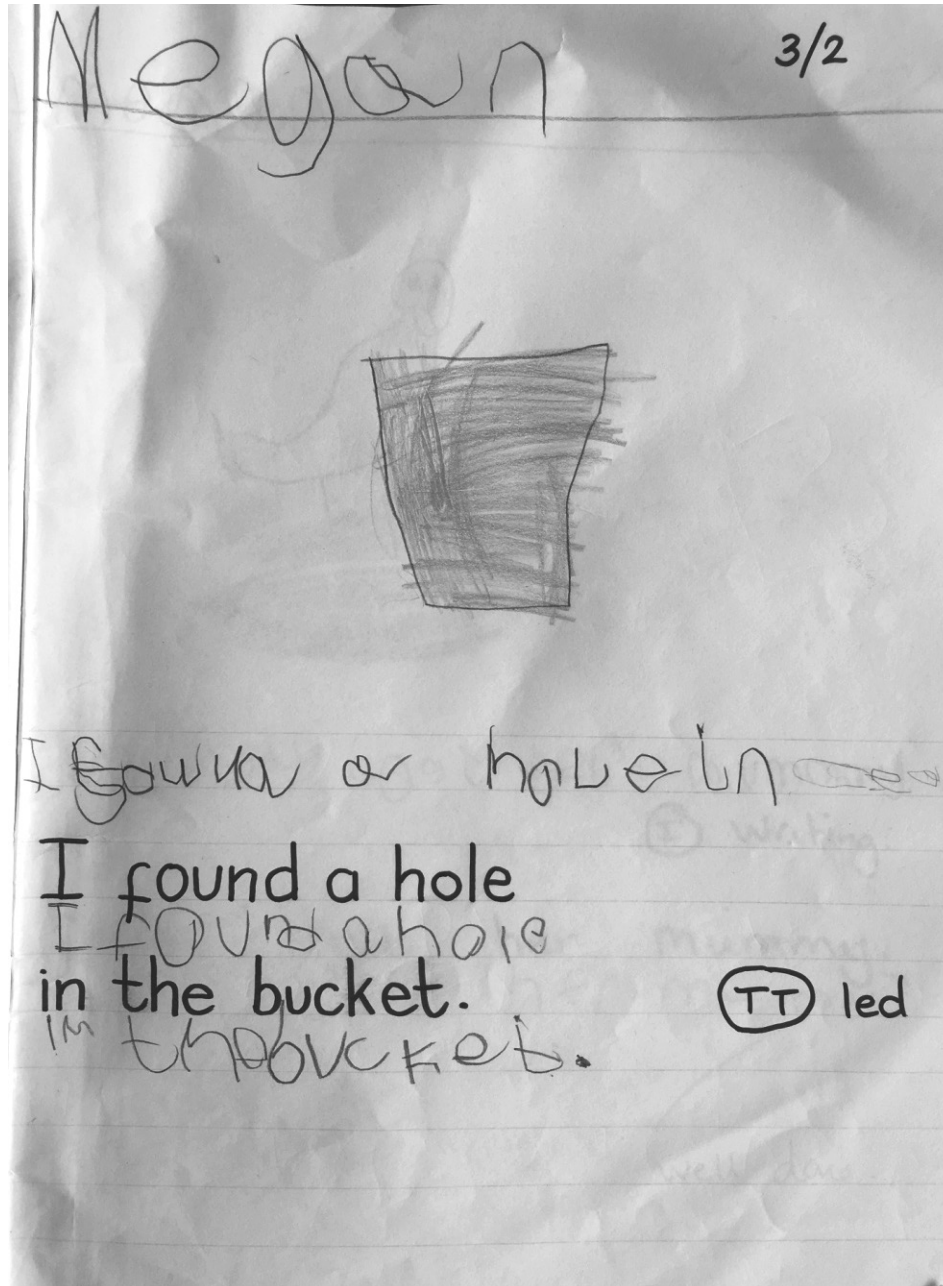
Texts A–F were all produced at school by different children as part of their class-based activities.

Typed versions of the children's writing, when provided, are intended as a guide only. Some aspects of the typed text may have been standardised.

Refer to the original texts for specific language features.

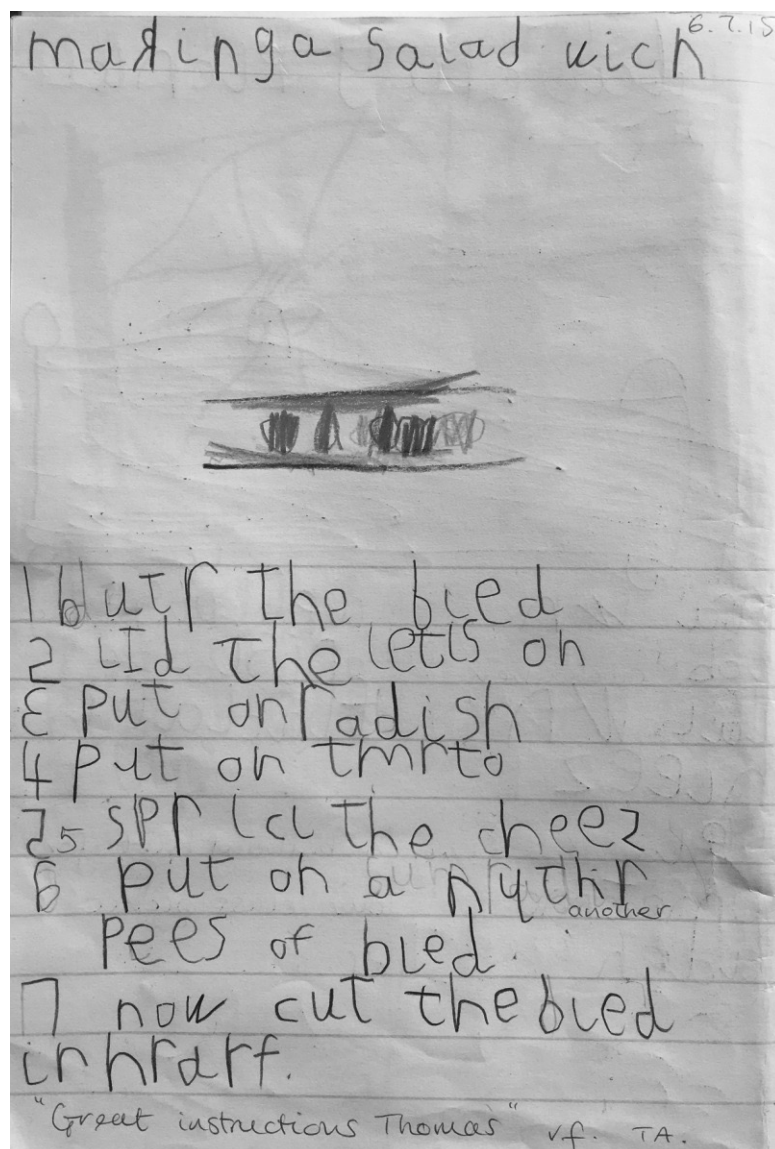
Text A

Text A was written by Megan aged 5 years and 1 month in her storybook. She was asked to describe a bucket from a story. Her teacher has written the sentence for Megan to copy.



Text B

Text B was written by Thomas aged 5 years and 5 months in his writing journal. He was asked to produce some instructions.

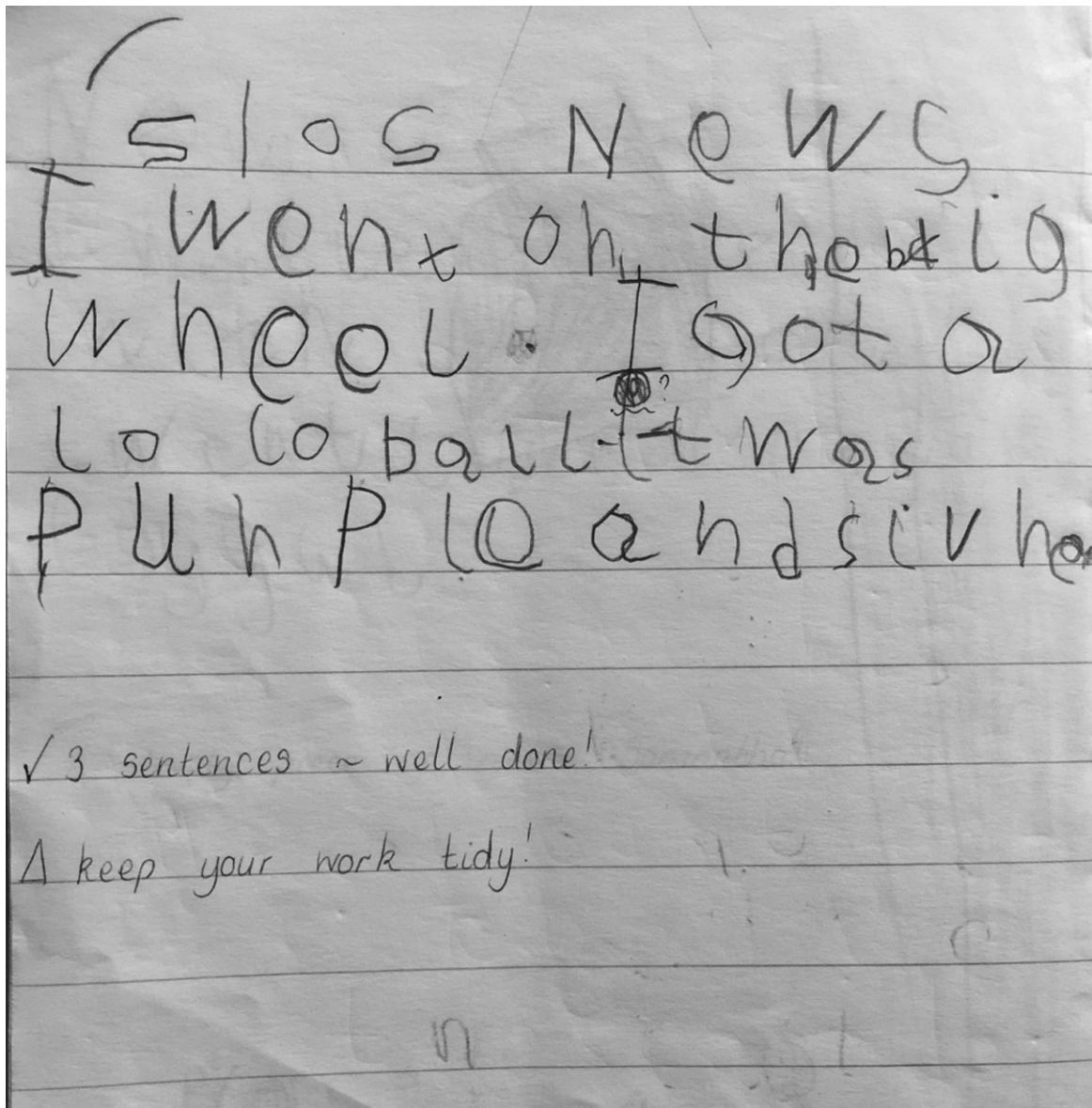
**Typed version (guide only)**

making a salad wick

- 1 butr the bled
- 2 lid the letis on
- 3 put on radish
- 4 put on tmrto
- 5 sprcl the cheez
- 6 put on a nythr
Pees of bled
- 7 now cut the bled
in hrarf

Text C

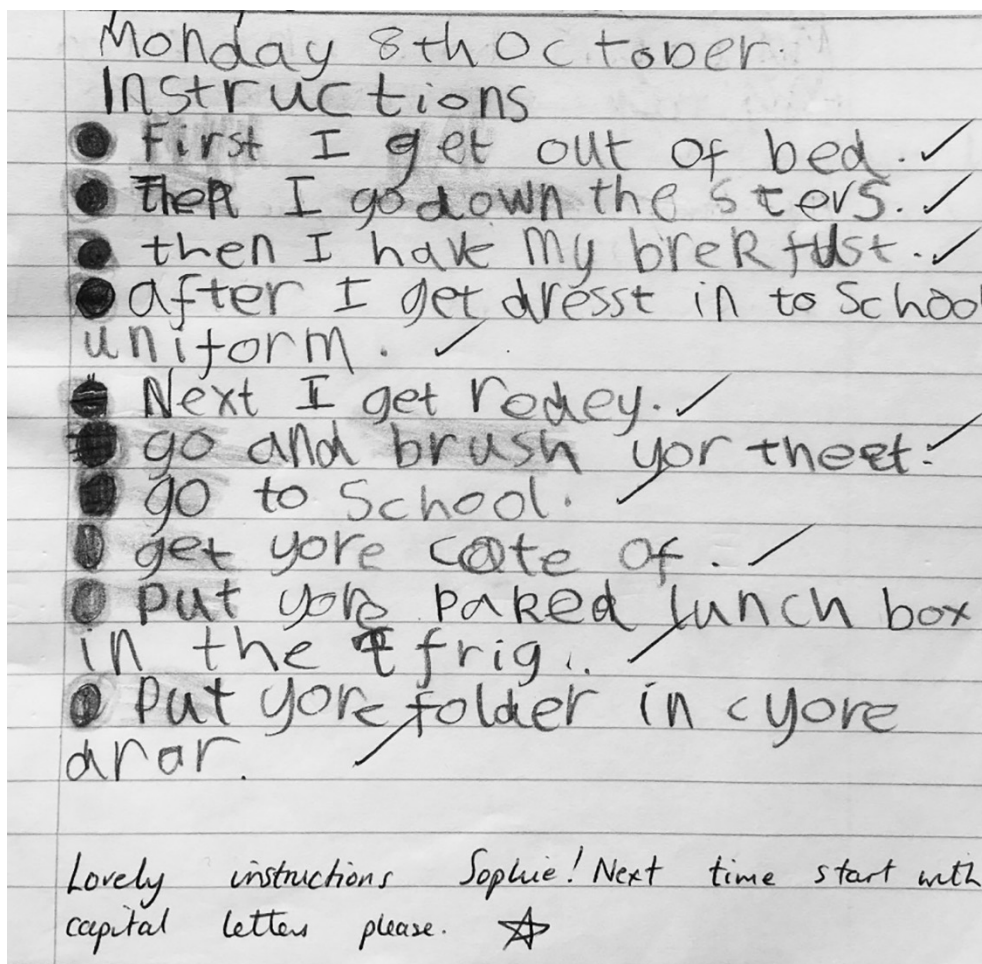
Text C was written by Sammy aged 5 years and 6 months in her writing book. It was part of a weekly exercise in which the children recounted a piece of personal news.

**Typed version (guide only)**

5/05 News
 I went on the big
 wheel. I got a
 lo lo ball. it was
 purple and sivhe.

Text D

Text D was written by Sophie aged 6 years and 9 months in her literacy book. She was asked to write instructions for a day at school.




Typed version (guide only)

Monday 8th October
 Instructions

- First I get out of bed.
- Then I go down the sters.
- then I have my brekfst.
- after I get dresst in to school uniform.
- Next I get redy.
- go and brush yor theet.
- go to school.
- get yore cote of.
- Put yore paked lunch box in the frig.
- Put yore folder in yore drar.

Text E

Text E was written by Sophie aged 7 years. Her teacher asked the class to write down their New Year's resolutions.



My New Years Resolution

In 2008 I will triue
to ride my bike and to try some
thing new. I will try My Best at
School I will be kind to
uwer Peple.

Lovely Sophie. Hope you can
stick to your resolutions.

Text F

Text F was written by Jacob aged 8 years. His class were writing letters to the Queen.

