

Please write clearly in block capitals.

Centre number

--	--	--	--	--

Candidate number

--	--	--	--

Surname

---

Forename(s)

---

Candidate signature

---

# A-level MATHEMATICS

## Paper 3

Friday 14 June 2019

Afternoon

Time allowed: 2 hours

### Materials

- You must have the AQA Formulae for A-level Mathematics booklet.
- You should have a graphical or scientific calculator that meets the requirements of the specification.

### Instructions

- Use black ink or black ball-point pen. Pencil should only be used for drawing.
- Fill in the boxes at the top of this page.
- Answer **all** questions.
- You must answer each question in the space provided for that question. If you require extra space, use an AQA supplementary answer book; do **not** use the space provided for a different question.
- Show all necessary working; otherwise marks for method may be lost.
- Do all rough work in this book. Cross through any work that you do not want to be marked.

### Information

- The marks for questions are shown in brackets.
- The maximum mark for this paper is 100.

### Advice

- Unless stated otherwise, you may quote formulae, without proof, from the booklet.
- You do not necessarily need to use all the space provided.

For Examiner's Use	
Question	Mark
1	
2	
3	
4	
5	
6	
7	
8	
9	
10	
11	
12	
13	
14	
15	
16	
17	
<b>TOTAL</b>	



## Section A

Answer **all** questions in the spaces provided.

1  $f(x) = \arcsin x$

State the maximum possible domain of  $f$ Tick (✓) **one** box.

[1 mark]

$\{x \in \mathbb{R} : -1 \leq x \leq 1\}$

$\left\{x \in \mathbb{R} : -\frac{\pi}{2} \leq x \leq \frac{\pi}{2}\right\}$

$\{x \in \mathbb{R} : -\pi \leq x \leq \pi\}$

$\{x \in \mathbb{R} : -90 \leq x \leq 90\}$

2 Find the value of  $\frac{100!}{98! \times 3!}$

Circle your answer.

[1 mark]

$\frac{50}{147}$

1650

3300

161 700

3 Given  $u_1 = 1$ , determine which one of the formulae below defines an increasing sequence for  $n \geq 1$

Circle your answer.

[1 mark]

$u_{n+1} = 1 + \frac{1}{u_n}$

$u_n = 2 - 0.9^{n-1}$

$u_{n+1} = -1 + 0.5u_n$

$u_n = 0.9^{n-1}$

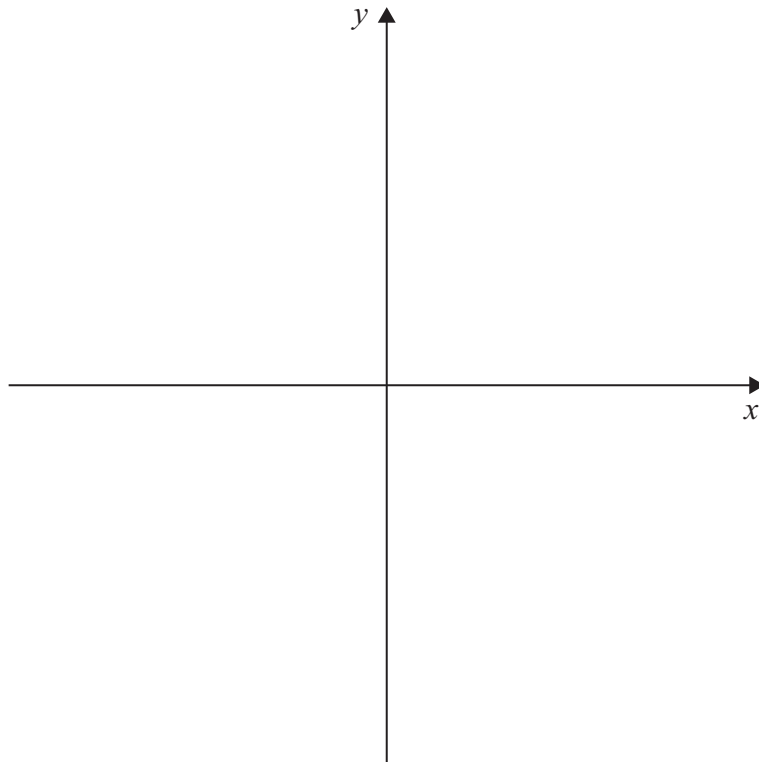


4 Sketch the region defined by the inequalities

$$y \leq (1 - 2x)(x + 3) \text{ and } y - x \leq 3$$

Clearly indicate your region by shading it in and labelling it  $R$ .

[3 marks]



Turn over for the next question

Turn over ►

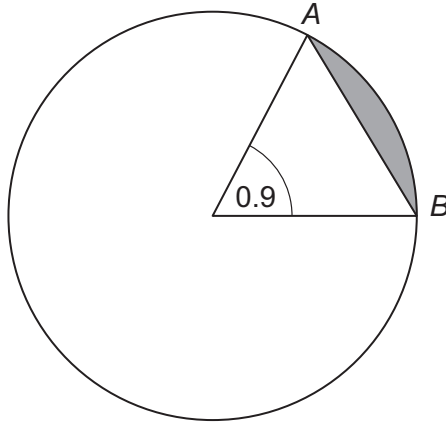


5

A circle has equation  $x^2 + y^2 - 6x - 8y = 264$

$AB$  is a chord of the circle.

The angle at the centre of the circle, subtended by  $AB$ , is 0.9 radians, as shown in the diagram below.



Find the area of the minor segment shaded on the diagram.

Give your answer to three significant figures.

**[5 marks]**

---

---

---

---

---

---

---

---

---

---

---

---

---

---

---

---

---

---

---

---

---

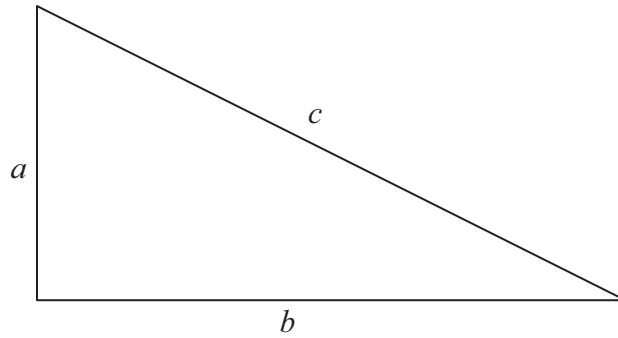
---

---

---



- 6** The three sides of a right-angled triangle have lengths  $a$ ,  $b$  and  $c$ , where  $a, b, c \in \mathbb{Z}$



- 6 (a)** State an example where  $a$ ,  $b$  and  $c$  are all even.

[1 mark]

---



---



---

- 6 (b)** Prove that it is **not** possible for all of  $a$ ,  $b$  and  $c$  to be odd.

[3 marks]

---



---



---



---



---



---



---



---



---



---

Turn over for the next question

Turn over ►



7 (a) Express  $\frac{4x+3}{(x-1)^2}$  in the form  $\frac{A}{x-1} + \frac{B}{(x-1)^2}$

[3 marks]

---

---

---

---

---

---

---

---

---

---









**8 (b) (i)** Find the room temperature of the laboratory, giving a reason for your answer.

**[2 marks]**

---

---

---

---

---

---

---

**8 (b) (ii)** Find the time taken in minutes for the liquid to cool to  $1^{\circ}\text{C}$  above the room temperature of the laboratory.

**[2 marks]**

---

---

---

---

---

---

---

**8 (c)** Explain why the model might need to be changed if the experiment was conducted in a different place.

**[1 mark]**

---

---

---

**Turn over for the next question**

**Turn over ►**







**Section B**Answer **all** questions in the spaces provided.**10**

Which of the options below best describes the correlation shown in the diagram below?

Tick (✓) **one** box.**[1 mark]**

moderate positive

strong positive

moderate negative

strong negative



11

Lenny is one of a team of people interviewing shoppers in a town centre.

He is asked to survey 50 women between the ages of 18 and 29

Identify the name of this type of sampling.

Circle your answer.

**[1 mark]**

simple random

stratified

quota

systematic

**Turn over for the next question****Turn over ►**

**12** Amelia decides to analyse the heights of members of her school rowing club.

The heights of a random sample of 10 rowers are shown in the table below.

<b>Rower</b>	Jess	Nell	Liv	Neve	Ann	Tori	Maya	Kath	Darcy	Jen
<b>Height (cm)</b>	162	169	172	156	146	161	159	164	157	160

**12 (a)** Any value more than 2 standard deviations from the mean may be regarded as an outlier.

Verify that Ann's height is an outlier.

Fully justify your answer.

**[4 marks]**

---



---



---



---



---



---



---



---



---



---



---



---



---



---



---



---



**12 (b)** Amelia thinks she may have written down Ann's height incorrectly.

If Ann's height were discarded, state with a reason what, if any, difference this would make to the mean and standard deviation.

**[2 marks]**

---

---

---

---

---

---

---

**Turn over for the next question**

**Turn over ►**



**13** Patrick is practising his skateboarding skills. On each day, he has 30 attempts at performing a difficult trick.

Every time he attempts the trick, there is a probability of 0.2 that he will fall off his skateboard.

Assume that the number of times he falls off on any given day may be modelled by a binomial distribution.

**13 (a) (i)** Find the mean number of times he falls off in a day.

**[1 mark]**

---

---

---

**13 (a) (ii)** Find the variance of the number of times he falls off in a day.

**[1 mark]**

---

---

---

**13 (b) (i)** Find the probability that, on a particular day, he falls off exactly 10 times.

**[2 marks]**

---

---

---

---

---

---





**13 (b) (ii)** Find the probability that, on a particular day, he falls off 5 or more times.

**[3 marks]**

---

---

---

---

---

---

---

---

---

---

**13 (c)** Patrick has 30 attempts to perform the trick on each of 5 consecutive days.

**13 (c) (i)** Calculate the probability that he will fall off his skateboard at least 5 times on each of the 5 days.

**[2 marks]**

---

---

---

---

---

---

---

---

**13 (c) (ii)** Explain why it may be unrealistic to use the same value of 0.2 for the probability of falling off for all 5 days.

**[1 mark]**

---

---

---

**Turn over for the next question**

**Turn over ►**



**14** A survey was conducted into the health of 120 teachers.

The survey recorded whether or not they had suffered from a range of four health issues in the past year.

In addition, their physical exercise level was categorised as low, medium or high.

50 teachers had a low exercise level, 40 teachers had a medium exercise level and 30 teachers had a high exercise level.

The results of the survey are shown in the table below.

	Low exercise	Medium exercise	High exercise
Back trouble	14	7	10
Stress	38	14	5
Depression	9	2	1
Headache/Migraine	4	5	5

**14 (a)** Find the probability that a randomly selected teacher:

**14 (a) (i)** suffers from back trouble and has a high exercise level;

[1 mark]

---



---



---

**14 (a) (ii)** suffers from depression.

[2 marks]

---



---



---



---



---



---



14 (a) (iii) suffers from stress, given that they have a low exercise level.

[2 marks]

---

---

---

---

---

---

---

14 (b) For teachers in the survey with a low exercise level, explain why the events 'suffers from back trouble' and 'suffers from stress' are **not** mutually exclusive.

[2 marks]

---

---

---

---

---

---

---

Turn over for the next question

Turn over ►



15

Jamal, a farmer, claims that the larger the rainfall, the greater the yield of wheat from his farm.

He decides to investigate his claim, at the 5% level of significance.

He measures the rainfall in centimetres and the yield in kilograms for a random sample of ten years.

He correctly calculates the product moment correlation coefficient between rainfall and yield for his sample to be 0.567

The table below shows the critical values for correlation coefficients for a sample size of 10 for different significance levels, for both 1- and 2-tailed tests.

<b>1-tailed test significance level</b>	5%	2.5%	1%	0.5%
<b>2-tailed test significance level</b>	10%	5%	2%	1%
<b>Critical value</b>	0.549	0.632	0.716	0.765

Determine what Jamal's conclusion to his investigation should be, justifying your answer.

**[3 marks]**

---



---



---



---



---



---



---



---



---



---



**Turn over for the next question**

*Do not write  
outside the  
box*

**DO NOT WRITE ON THIS PAGE  
ANSWER IN THE SPACES PROVIDED**

Find Personal Tutor from [www.wisesprout.co.uk](http://www.wisesprout.co.uk)

找名校导师，用小草线上辅导（微信小程序同名）

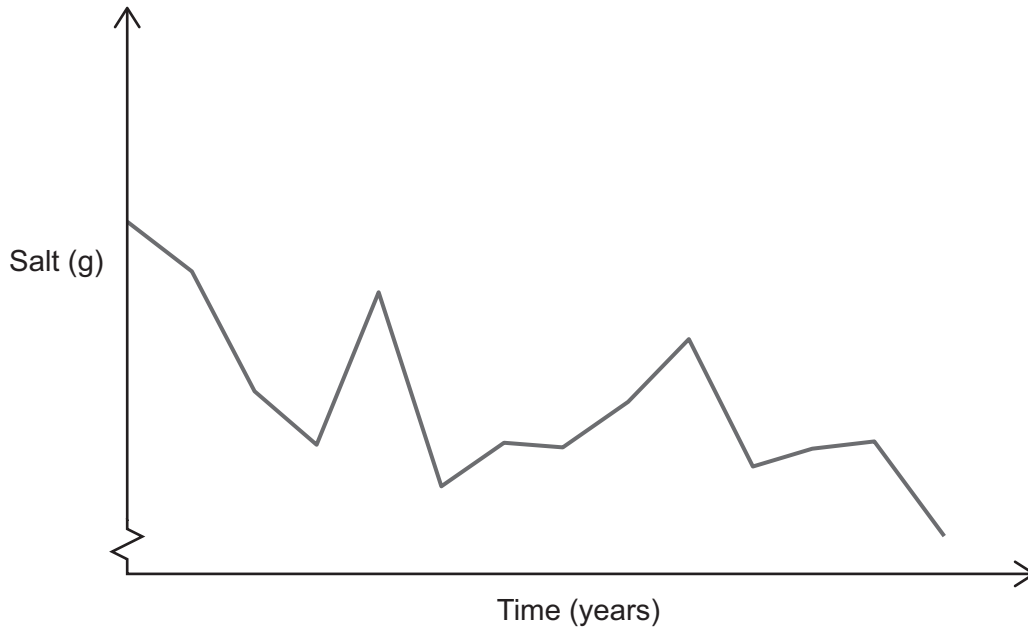
**Turn over ►**



2 1

16 (a)

The graph below shows the amount of salt, in grams, purchased per person per week in England between 2001–02 and 2014, based upon the Large Data Set.



Meera and Gemma are arguing about what this graph shows.

Meera believes that the amount of salt consumed by people decreased greatly during this period.

Gemma says that this is not the case.

Using your knowledge of the Large Data Set, give **two** reasons why Gemma may be correct.

[2 marks]

---



---



---



---



---



---





**16 (c)** Another test is performed to determine whether the mean amount of fat purchased per person has changed between 2014 and 2018.

At the 10% significance level, the null hypothesis is rejected.

With reference to the 10% significance level, explain why it is not necessarily true that there has been a change.

**[2 marks]**

---

---

---

---

---

---

---





**Turn over for the next question**

*Do not write  
outside the  
box*

**DO NOT WRITE ON THIS PAGE  
ANSWER IN THE SPACES PROVIDED**

Find Personal Tutor from [www.wisesprout.co.uk](http://www.wisesprout.co.uk)

找名校导师，用小草线上辅导（微信小程序同名）

**Turn over ►**



2 5



17 (b) (i) Find  $P(X \neq 35)$

[1 mark]

---

---

---

17 (b) (ii) Find  $P(X < 35)$

[2 marks]

---

---

---

---

---

---

17 (c) Brownies are baked in batches of 13.

Calculate the probability that, in a batch of brownies, no more than 3 brownies are less than 35 grams.

You may assume that the masses of brownies are independent of each other.

[2 marks]

---

---

---

---

---

---

END OF QUESTIONS



**There are no questions printed on this page**

*Do not write  
outside the  
box*

**DO NOT WRITE ON THIS PAGE  
ANSWER IN THE SPACES PROVIDED**

Find Personal Tutor from [www.wisesprout.co.uk](http://www.wisesprout.co.uk)

找名校导师，用小草线上辅导（微信小程序同名）

**Copyright information**

For confidentiality purposes, from the November 2015 examination series, acknowledgements of third-party copyright material are published in a separate booklet rather than including them on the examination paper or support materials. This booklet is published after each examination series and is available for free download from [www.aqa.org.uk](http://www.aqa.org.uk) after the live examination series.

Permission to reproduce all copyright material has been applied for. In some cases, efforts to contact copyright-holders may have been unsuccessful and AQA will be happy to rectify any omissions of acknowledgements. If you have any queries please contact the Copyright Team, AQA, Stag Hill House, Guildford, GU2 7XJ.

Copyright © 2019 AQA and its licensors. All rights reserved.



2 8

Jun19/7357/3



1 9 6 A 7 3 5 7 / 3